

WEL Connect Manual

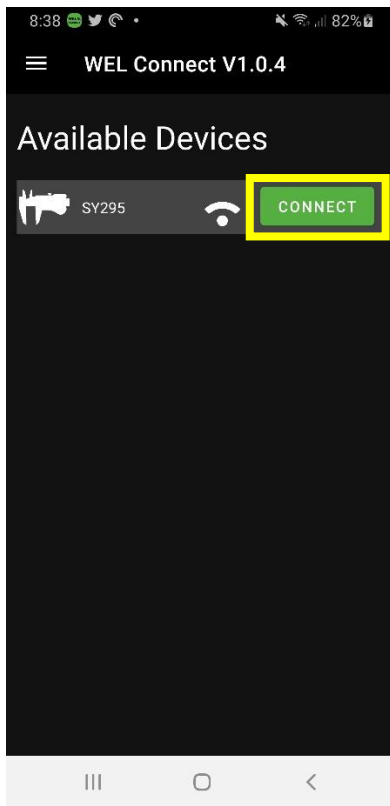
Contents

Getting Started.....	2
Create Site List CSV File.....	5
Import Site List	6
ID QR Code/Barcode Code Format	7
QR Code Example.....	7
Code-128 Example	7
Export Formats.....	7
Format A	7
Format B.....	7

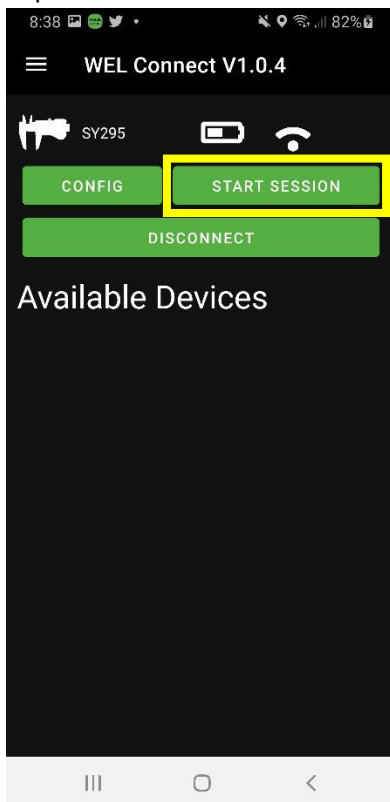


Getting Started

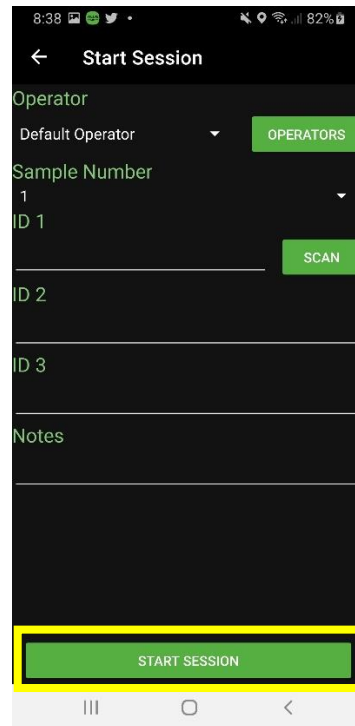
1. Tap on **“CONNECT”** to connect to a device.



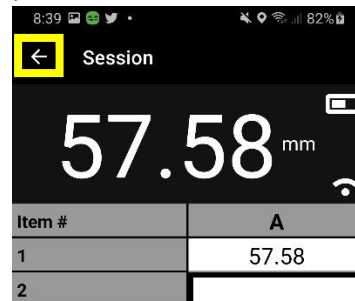
2. Tap **“START SESSION”**.




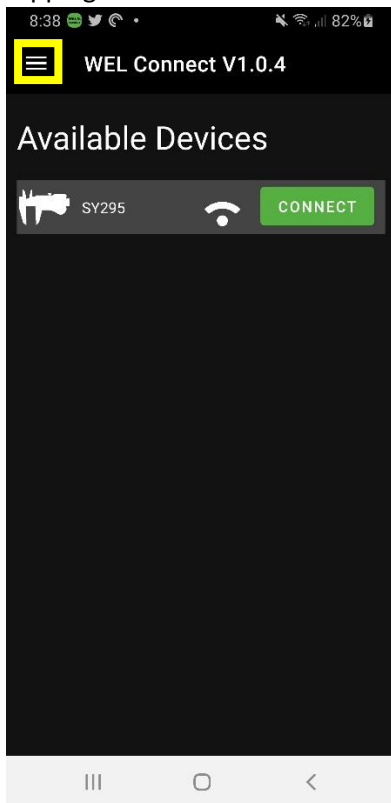
3. Fill out fields as required. Then tap **“START SESSION”**.



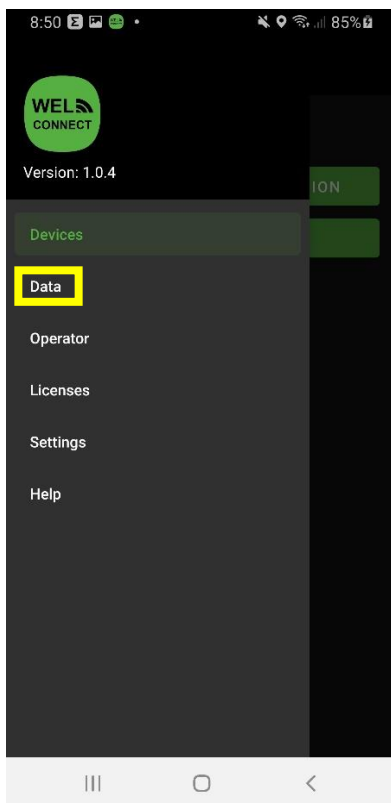
4. Record some measurements. When finished recording measurements press the back button.



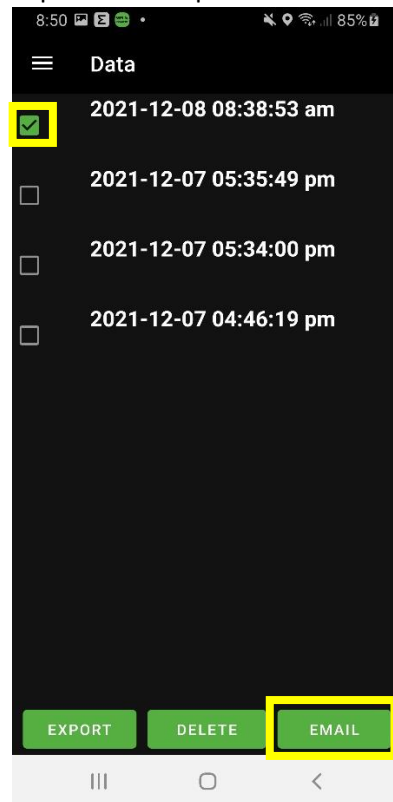
5. Open the menu by sliding your finger from the left side of the screen. Or by tapping this button. 



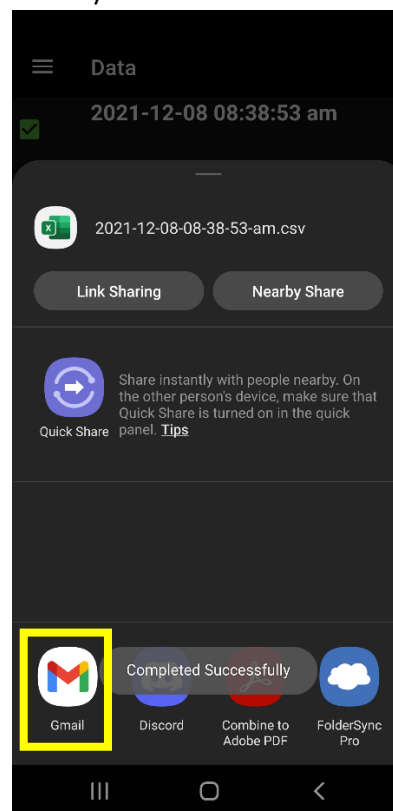
6. Select "Data"



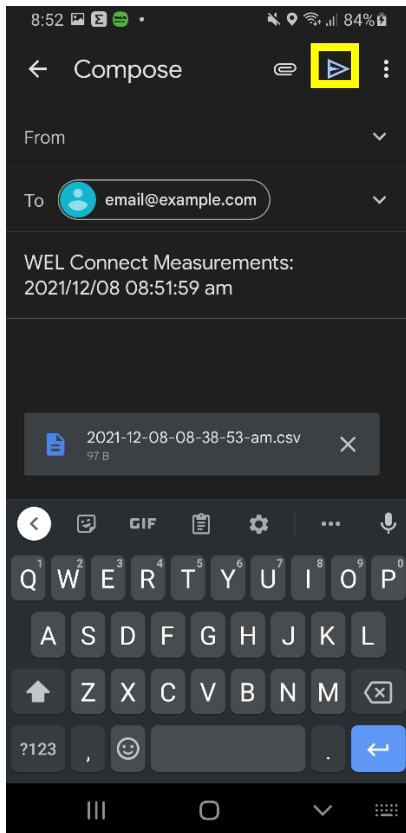
7. Select the sessions you want to export. Then tap "EMAIL"



8. Select your email client.

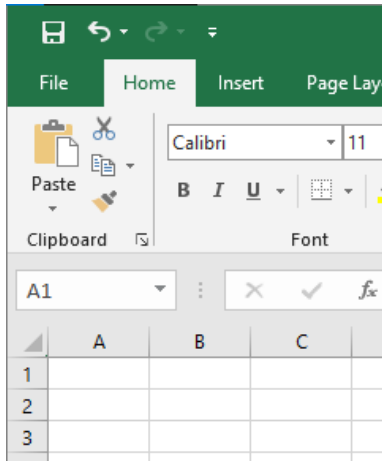


9. Modify the email as required and send it.

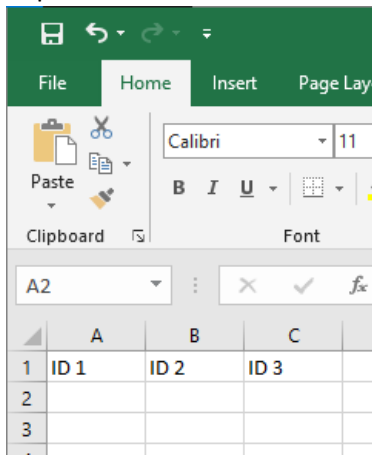


Create Site List CSV File

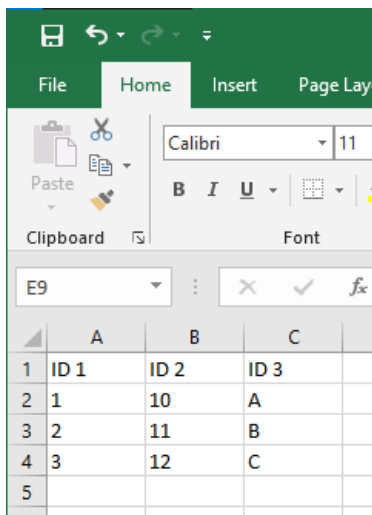
1. Open Excel.



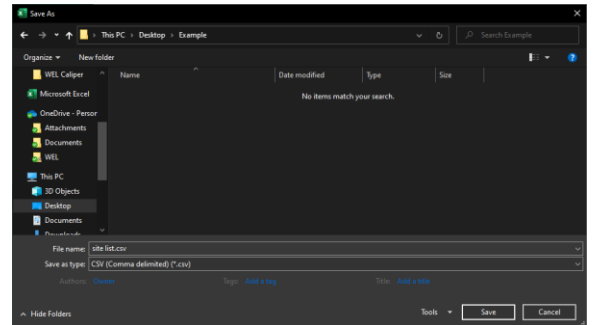
2. Write some headers for readability. Note the headers will not affect the import.



3. Fill out the site list.

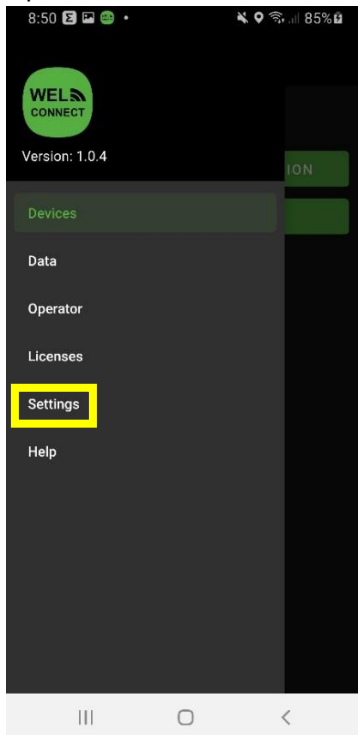


4. Save Site List as "CSV (Comma delimited) (*.csv)"

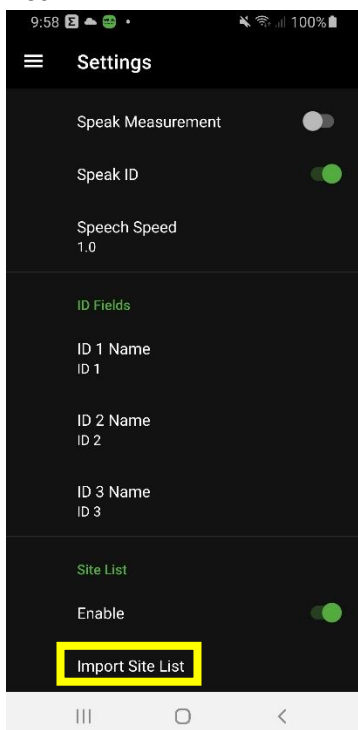


Import Site List

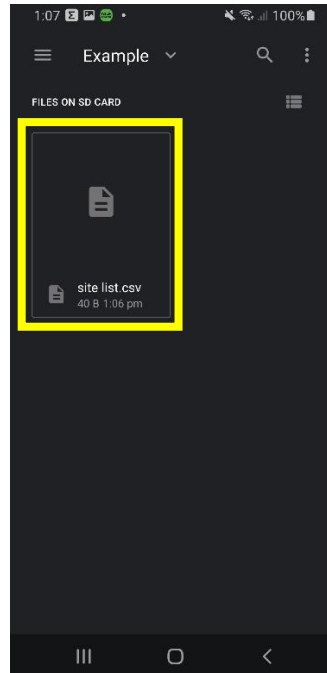
1. Open the menu and select **“Settings”**.



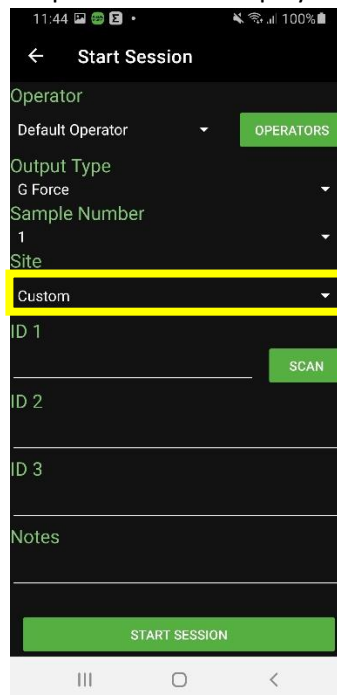
2. Under the **“Site List”** title tap to enable. Then tap on **“Import Site List”**.



3. Select the CSV file to import.



4. Now when you start a session a **“Site”** dropdown will be displayed.



ID QR Code/Barcode Code Format

Ids are separated by “:” in the QR Code/Barcode.

QR Code Example

id1::id2::id3



Code-128 Example



id1::id2::id3

Export Formats

Format A

```
"2021-12-08 10:13:48 am","Default Operator","id1","id2","id3"  
"notes"  
"25.15","-39.5692962,176.8092651","13.4379997253418"  
"56.27","-39.5692962,176.8092651","13.4379997253418"
```

Format B

```
"operator","sampleid","sampleid2","sampleid3","comment","date","row","value1","value2","value3"  
"Default Operator","id1","id2","id3","notes","08/12/2021 08:38","1","57.58","",""
```

Note: Format B doesn't support sending GNSS (GPS) coordinates.